



BARBER ENGINEERING

HYDRAULIC DRILL FILL model B-9

AUGER SPOUT MAINTAINS SAME HEIGHT AT ANY ANGLE OF THE USERS TRUCK HOIST





ROPE CONTROLLED DRILL MOTOR VALVE LETS OPERATOR START AND STOP AUGER WHEN DESIRED

STANDARD EQUIPMENT

Drill fillers are shipped complete with selector valve, hydraulic motor, valve mounting brackets and a 3 - section stainless steel downspout. Model B-9-8 has hydraulic tilting cylinder on top section as standard equipment.

OPTIONAL EQUIPMENT: 4 - section downspout for either model B-9-6" or B-9-8". Hydraulic tilting for model B-9-6". Pea augers



FOLDS COMPACTLY FOR EASY TRANSPORT

FOR MORE INFORMATION

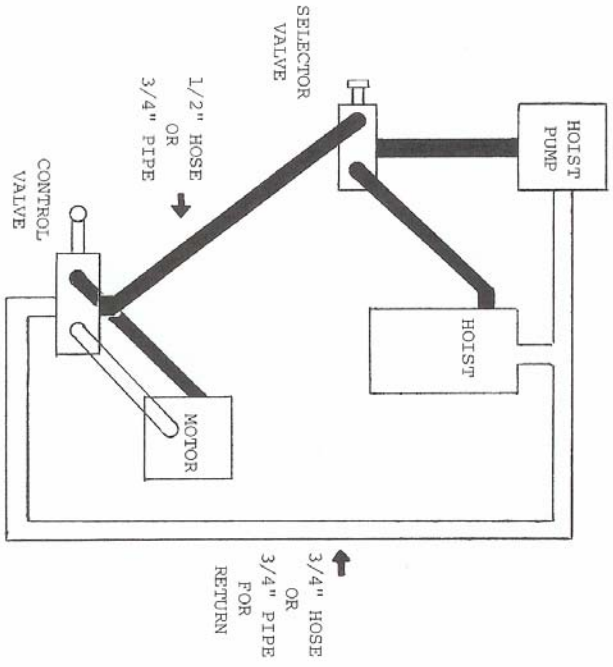
BARBER AGRI-SALES

E. 2904 MISSION
SPOKANE, WA 99202

BARBER ENGINEERING HYDRAULIC DRILL FILL model B-9

Handles both fertilizer and grain

INSTRUCTION FOR LATE MODEL HOIST WITH
HOSES FROM PUMP TO CYLINDER



Hoist pump on truck supplies power to hydraulic drill fill motor by means of a selector valve. Pump must supply 10 G.P.M. at 1000 P.S.I. for 6" auger and a minimum of 12 G.P.M. at 1500 P.S.I. for the 8" auger.

SPECIFICATIONS

	B-9-6	B-9-8
AUGER SIZE	6"	8"
STANDARD UNIT LENGTH	11'2"	11'2"
WEIGHT	150	250
HYDRAULIC TILTING	optional	standard
MAXIMUM SIDEBOARD HEIGHT ON STANDARD UNIT	42"	42"
HEIGHT ON RAISED BED	10'10"	10'6"
HEIGHT ON LOWERED BED	10'4"	10'3"
DISTANCE FROM BED	3'	3'
LENGTH OF STANDARD 3 - SECTION DOWNSPOUT	10'	10'
LENGTH OF OPTIONAL 4 - SECTION DOWNSPOUT	13'	13'

ABOVE SPECIFICATIONS DERIVED FROM MEASUREMENTS ON TRUCK WITH 48" BED.

NOTE: VARIOUS LENGTHS AVAILABLE TO MEET SIDEBOARD HEIGHT REQUIREMENTS. PRESSURE HOSES ARE NOT INCLUDED WITH UNIT.

Specifications are subject to change without notice.

BARBER AGRI-SALES

E. 2904 MISSION
SPOKANE, WASHINGTON 99202
(509) 535-3051

BLACK LINE - PRESSURE SIDE
WHITE LINE - RETURN SIDE